




Battery Charging Room Accessories

TAKING CHARGE OF YOUR CHANGING NEEDSSM

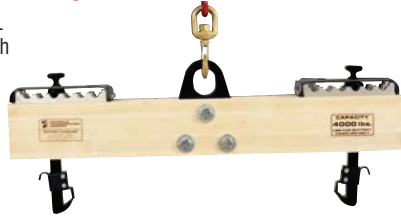


Battery Lifting and Charger Supports



Battery Handling Beam

Model HB-4000-SL
Handling Beam with
safety latch



The battery handling beam offers a heavy duty non-conductive method of lifting batteries. The non-slip hook design fits snugly into most battery lifting holes. All MTC handling beams are now equipped with MTC's Posi-Latch safety mechanism.

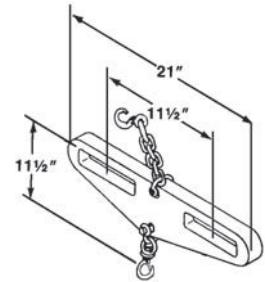
Fork Attachment

Model FA-6000

Used with Battery Handling Beam for battery removal

Features

- 48" safety chain and hook
- Swivel hook with safety latch
- Fork openings – 1 5/8" x 6 1/2"
- 6000 lb. capacity



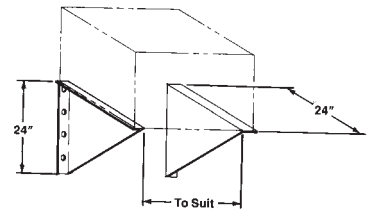
Model	Capacity	OL	Batteries	Adjustable in 3" increments*
HB-4000-SL	4000 lbs.	43"	21" to 42" long	24" to 39"
HB-6000-SL	6000 lbs.	47"	25" to 46" long	28" to 43"

*Dimensions with hooks in vertical position.
Each hook may be angled 1 1/2" open, or closed safely.
All dimensions shown are nominal and subject to change.

Wall Mounted Charger Support

Model CSW-2

One set fits
standard chargers



Charger Cable Retractor

Model BCR-58H

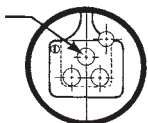
Features

- Molded suspender holds cables securely in place
- Oil tempered spring will not kink or take permanent set
- Snubber chain restricts spring back movement
- Rugged 5/8" threaded stud
- Each stick is fully assembled and individually boxed

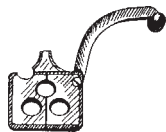


Floor Mounted Charger Support

Model	OW
CSF-24	24"
CSF-36	36"



3/4" diameter



Easily opens with light finger pressure. **NO TOOL REQUIRED**



Electrical lines can then be slid into proper position.



Snap it shut and your lines are held snugly in place.

Engineers • Designers • Manufacturers
www.mtcworldwide.com

Phone (254) 298-2900 • U.S. (800) 433-3110 • Canada (800) 229-5988

Battery Stations

Battery Station with Rollers

Two-Compartment

Model	Roller Width	Outside Width (OW)
RS-12-2	12"	26"
RS-15-2	15"	32"
RS-18-2	18"	38"
RS-21-2*	21"	44"
RS-24-2*	24"	50"
RS-27-2	27"	56"
RS-30-2	30"	62"
RS-34-2	34"	70"


Three-Compartment

Model	Roller Width	Outside Width (OW)
RS-12-3	12"	39"
RS-15-3	15"	48"
RS-18-3	18"	57"
RS-21-3*	21"	66"
RS-24-3*	24"	75"
RS-27-3	27"	84"
RS-30-3	30"	93"
RS-34-3	34"	105"

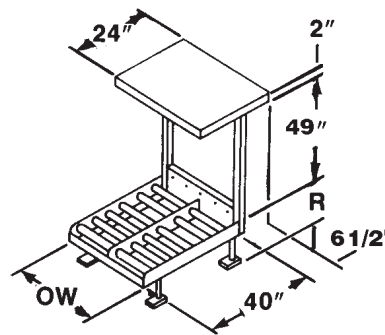
*45" deep units available. Add "-45" to model number.
To order w/o shelf add "-LCS" to model number.
All meet OSHA requirements.
'R' = Desired height of rollers above floor. Please specify.
(Minimum of 5")
Adjustable Height Plus or Minus 1 1/2".

Battery Station with Rollers Features


- Heavy-Duty Construction
- Non-Conductive Roller Bed
- Spring Loaded Rollers
- Adjustable Legs
- Battery Safety Stops
- 800 lb. Capacity Charger Shelf
- Models For All Battery Sizes



Shown with optional Charger Cable Retractor.



Model B-SS-21



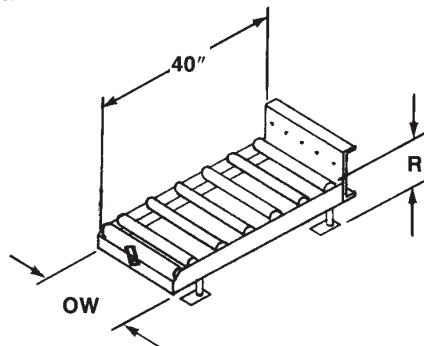
Model B-SS-15

Battery Service Station

Model	Roller Width	Outside Width (OW)
B-SS-15	15"	15 3/4"
B-SS-21	21"	21 3/4"

R = roller height Available from 5" to 14"

All dimensions shown are nominal and subject to change without notice.



Individual specification sheet available.

Battery Service Station

- Heavy-Duty Construction
- Non-Conductive Roller Bed
- Spring Loaded Rollers
- Adjustable Legs
- Battery Safety Stops
- 2.5" Diameter Roller

Engineers • Designers • Manufacturers

www.mtcworldwide.com

Phone (254) 298-2900 • U.S. (800) 433-3110 • Canada (800) 229-5988