

# Power Line.

Crown Battery's Complete Line of Deep Cycle Batteries.

*The Power Behind Performance*



# People Who Put Performance Above Everything Else.

**The Power. The Performance. The Productivity. The Best.**

**S**ince 1926 Crown Battery has responded to the “power” challenges and individual needs of industry leaders with the best available products and services in the field of heavy-duty commercial deep cycle batteries. A company-wide dedication to quality control and continual improvement has earned Crown Battery the highest quality and service rating in the industry.

An important part of Crown Battery’s long-term commitment includes creating value for our customers. That means partnering with our customers in North America – and around the world – to deliver advanced power solutions that give them the competitive edge. We strive to earn a reputation as a *partner of choice* and *deep cycle supplier of choice* in the global marketplace.



24DC95



27DC115



31DC130



CR-GC155



CR-215



CR-205



# Tough Applications. Tougher Batteries...

## High-performance Design Delivers More Performance, More Productivity with Less Maintenance.

### Nobody builds them like Crown. Nobody.

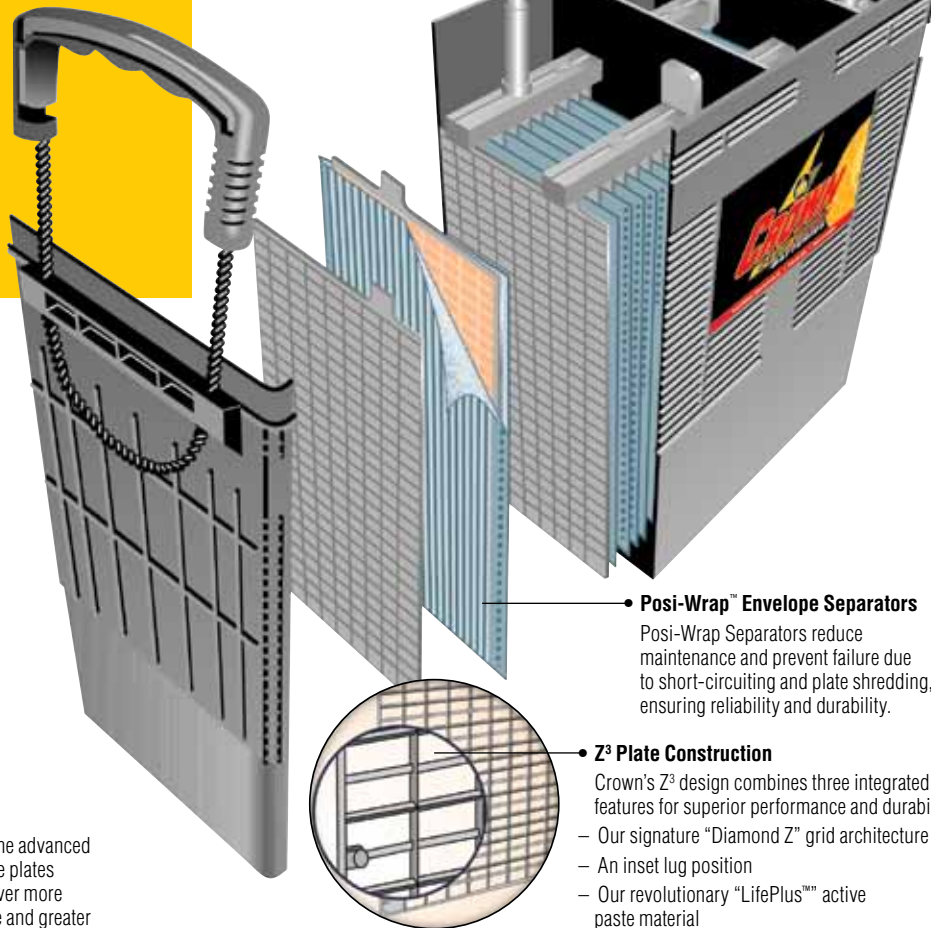
Because no one else has made the investment in people and facilities to do one thing: Build a better battery. Our modern high-performance deep cycle designs with advanced plate and internal construction are among the finest engineered batteries you'll find anywhere. And our advanced automated assembly processes consistently deliver best-available performance, reliability and return on investment. Combine all that with our proprietary PROeye™ and our low-maintenance container – features that make battery maintenance predictable and efficient – and you've got a battery that's going to last longer and perform like no other. Guaranteed.



#### PROeye™

No mess, no guess system for inspecting electrolyte levels that signals when watering is required.

#### Heat-sealed Case and Cover Design



#### Rigid Connectors

Heavy-duty TTP, COS and Post connectors deliver maximum electrical efficiency and durability.

#### X-TEND Container Design

X-Tend provides more electrolyte above the battery plates so batteries can perform longer between watering intervals, lowering preventive maintenance costs and improving overall ROI on your Crown Battery purchase.

#### Heavy-Duty Construction

Crown deep cycle batteries combine advanced features such as high-performance plates and solid-cast connections to deliver more machine uptime, less maintenance and greater charging efficiency.

#### Posi-Wrap™ Envelope Separators

Posi-Wrap Separators reduce maintenance and prevent failure due to short-circuiting and plate shredding, ensuring reliability and durability.

#### Z<sup>3</sup> Plate Construction

Crown's Z<sup>3</sup> design combines three integrated features for superior performance and durability.

- Our signature "Diamond Z" grid architecture
- An inset lug position
- Our revolutionary "LifePlus™" active paste material



CR-235    CR-165    CR-260    CR-250    CR-275    CR-305    CR-330    CR-390    CR-430

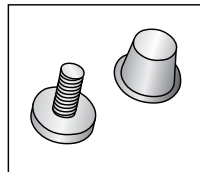
# Crown Series 6, 8...12 Volt Heavy Duty Deep Cycle Batteries

## Deep Cycle Product Specifications

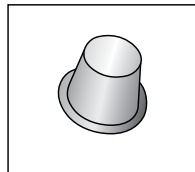
BCI Group	Model Description	Item Number	Volts	Electrical Capacity		RC Minutes	Inches			Millimeters			Available Terminal
				20 Hr Amp Hour	5 Hr Amp Hour		L	W	H	L	W	H	
<b>COMMERCIAL DEEP CYCLE BATTERIES</b>													
GC2	CR-205	D06205	6	205	170	105 / 75A	10.25	7.06	10.94	260	179	278	Standard
	CR-220	D06220	6	220	180	110 / 75A	10.25	7.06	10.94	260	179	278	Std / Type S
	CR-235	D06235	6	235	190	125 / 75A	10.25	7.06	10.94	260	179	278	Std / Type S
	CR-240	D06240	6	240	195	135 / 75A	10.25	7.06	10.94	260	179	278	Std / Type S
Euro GC	CR-E240	D06240E	6	240	195	135 / 75A	9.63	7.50	10.75	245	191	273	Type A
GC2H	CR-260	D06260	6	260	215	150 / 75A	10.25	7.06	11.63	260	179	295	Std / Type S
901	CR-250	D06250	6	250	200	140 / 75A	11.75	7.19	11.13	298	183	283	Standard
	CR-275	D06275	6	275	225	155 / 75A	11.75	7.19	11.13	298	183	283	Standard
902	CR-305	D06305	6	305	255	175 / 75A	12.19	7.19	14.13	310	183	359	Standard
	CR-330	D06330	6	330	270	190 / 75A	12.19	7.19	14.13	310	183	359	Standard
	CR-350	D06350	6	350	290	210 / 75A	12.19	7.19	14.13	310	183	359	Standard
903	CR-370	D06370	6	370	295	195 / 75A	12.38	7.19	16.13	314	183	410	Standard
	CR-390	D06390	6	390	310	215 / 75A	12.38	7.19	16.13	314	183	410	Standard
	CR-430	D06430	6	430	340	240 / 75A	12.38	7.19	16.13	314	183	410	Standard
GC8	CR-150	D08150	8	150	123	90 / 56A	10.31	7.06	10.82	262	179	275	Type S
	CR-165	D08165	8	165	140	117 / 56A	10.31	7.06	10.82	262	179	275	Type S
	CR-190	D08190	8	190	155	135 / 56A	10.31	7.06	10.82	262	179	275	Type S
24	24DC95	D12095	12	95	75	140 / 25A	10.88	6.75	9.38	273	171	235	Standard
27	27DC105	D12105	12	105	85	165 / 25A	12.63	6.75	9.38	321	171	235	Standard
	27DC115	D12115	12	115	95	180 / 25A	12.63	6.75	9.38	321	171	235	Standard
31	31DC130	D12130	12	130	105	200 / 25A	13.00	6.75	9.38	330	171	238	Standard
GC12	CR-GC155	DGC155	12	155	125	110 / 56A	12.92	7.06	10.53	328	179	267	Std / Type S
920	CR-155	D12155	12	155	125	68 / 75A	13.63	6.75	12.00	346	171	305	Type A / Type S
921	CR-185	D12185	12	185	150	85 / 75A	15.50	7.00	14.63	394	178	372	Standard
	CR-195	D12195	12	195	160	100 / 75A	15.50	7.00	14.63	394	178	372	Standard
	CR-215	D12215	12	215	180	118 / 75A	15.50	7.00	14.63	394	178	372	Standard

Because Crown Battery is continually improving its products, specifications are subject to change without notice.

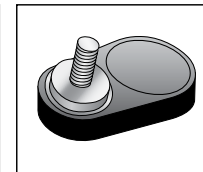
**Standard**



**Type A**



**Type S**



**The Power Behind Performance**



1445 Majestic Drive | P.O. Box 990  
 Fremont, OH 43420-0990 USA  
 +1-419-334-7181 | Fax +1-419-334-7124  
[www.crownbattery.com](http://www.crownbattery.com)  
[sales@crownbattery.com](mailto:sales@crownbattery.com)

