




# Section O







## Flow-Rite

Part #	Product	UOM	Picture
<b>Clampless Millennium Single Point</b>			
518-BK-1C0-201-506	6 Cell Bayonet, Flip Top, Black Length Valves	EA	
518-BK-1C0-201-512	12 Cell Bayonet, Flip Top, Black Length Valves	EA	
518-BK-1C0-201-518	18 Cell Bayonet, Flip Top, Black Length Valves	EA	
518-BK-1C0-201-524	24 Cell Bayonet, Flip Top, Black Length Valves	EA	
518-BK-1C0-201-536	36 Cell Bayonet, Flip Top, Black Length Valves	EA	
518-BK-1C0-201-540	40 Cell Bayonet, Flip Top, Black Length Valves	EA	
<b>Water Supplies</b>			
FR-BA-MS-320-20	Regulated Hose System (20 Foot Hose)	EA	
FR-BA-MS-320-05	Regulated Hose System (5 Foot Hose)	EA	
FR-BA-MS-320-00	Regulated Hose System (w/o Hose)	EA	



## Section O






# Flow-Rite

Part #	Product	UOM	Picture
<b>Water Supplies</b>			
FR-BA-MS-105	Watering Cart, 12 VDC w/ Charger & Battery	EA	
FR-BA-MS-205	115 VAC Watering Cart	EA	
FR-BA-MS-702	Gravity Water Supply w/oAuto.Refil	EA	
<b>Tools</b>			
FR-BD-110	Spanner Tool (Red Tool)	EA	
<b>Level Indicators</b>			
FR-BA-434	Level Lite	EA	
FR-BD-107	Cell Inspection Plug	EA	
<b>Millennium Clampless Quick Couplers (1/4" barb)</b>			
FR-BA-QDV-105	Power Stream Quick Coupler	EA	
FR-BA-QDV-505	Millennium/Snap Fill Quick Coupler (clampless)	EA	



# Section O

## Flow-Rite

Part #	Product	UOM	Picture
<b>Millennium Clampless Parts</b>			
FR-BA-C10-21-6P	Valve, Bayonet Cap Style Black , qty 6	EA	
FR-BA-C10-11-6P	Valve, Bayonet Cap Style, Yellow, qty 6	EA	
FR-BA-C10-31-6P	Valve, Bayonet Cap Style, Red, qty 6	EA	
FR-BA-C10-41-6P	Valve, Bayonet Cap Style, White, qty 6	EA	
FR-BA-142	Swivel Connector with O-Ring	EA	
FR-BD-00202	O-Ring for Swivel T	EA	
FR-BD-00280	Red Swivel T End Plug	EA	
FR-BD-T14	Clampless Tubing	FT	
FR-BD-00204	O-Ring for Male 500 & 505 Quick Coupler	EA	
<b>Millennium Water Supply Components</b>			
FR-BA-FLW-20	Flow Indicator w/ Female QDV-500 Quick Coupler	EA	